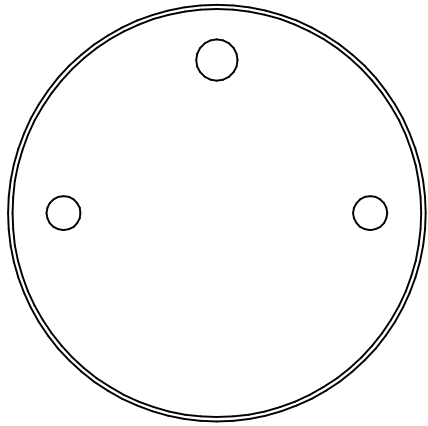
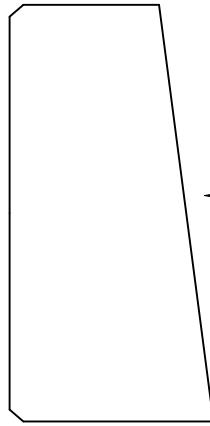


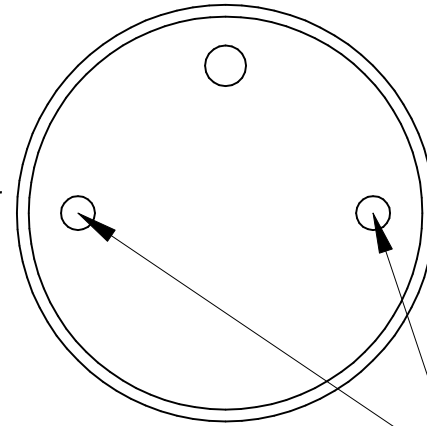
REAR



SIDE



FRONT



← tweeter

MOUNTING HOLES

SURFACE MOUNT FIXED ANGLE

- 1) The fixed angle surface adapter does not include wiring holes. These holes must be custom drilled to meet the required surface mounting wiring entry/exit.
- 2) The tweeter must be oriented such that the terminals are at the deep end of the adapter. The TBI logo will be positioned vertically in the deep portion of the adapter.
- 3) Insert the tweeter from the front using hand pressure only until it is flush with the adapter surface. Do not push in the grille center only on tweeter flange edges.